

Scaled data based on original data using  
LM-79-08 Approved Method: Electrical and Photometric Measurements of Solid-  
State Lighting Products

Test Report Prepared for  
Cooper Lighting Solutions  
(formerly Eaton)

Brand: McGRAW-EDISON

Report Number: P192029

Luminaire Tested: **GLEON-AF-01-LED-E1-SL4-7050-600**

Issue Date: 3/3/2020

**Test Information**

Test Method: LM-79-08  
Report Number: P192029  
TEST IS SCALED FROM IESNA LM-79-08 TEST DATA (P24294)  
Test Lab: INNOVATION CENTER P2  
Issue Date: 3/3/2020  
Manufacturer: COOPER LIGHTING SOLUTIONS (FORMERLY EATON)  
Product Line: MCGRAW-EDISON  
Catalog Number: GLEON-AF-01-LED-E1-SL4-7050-600  
Description: GALLEON AREA AND ROADWAY LUMINAIRE  
(1) 70 CRI, 5000K, 615mA LIGHTSQUARE WITH 16 LEDS EACH AND TYPE IV SPILL  
LIGHT ELIMINATOR OPTICS  
Light Source: -  
Ballast/Driver: ELECTRONIC DRIVER

**Summary**

Lumens per Lamp: N/A  
Luminaire Lumens: 3902 lumens  
Efficiency: N/A  
Efficacy: 114.8 lumens/watt  
Luminous Opening: Rectangular (W 0.5' x L: 0.5' x H: 0')  
IES Classification: Type IV - Short - Semi-Cutoff  
BUG Rating: B1 - U0 - G2

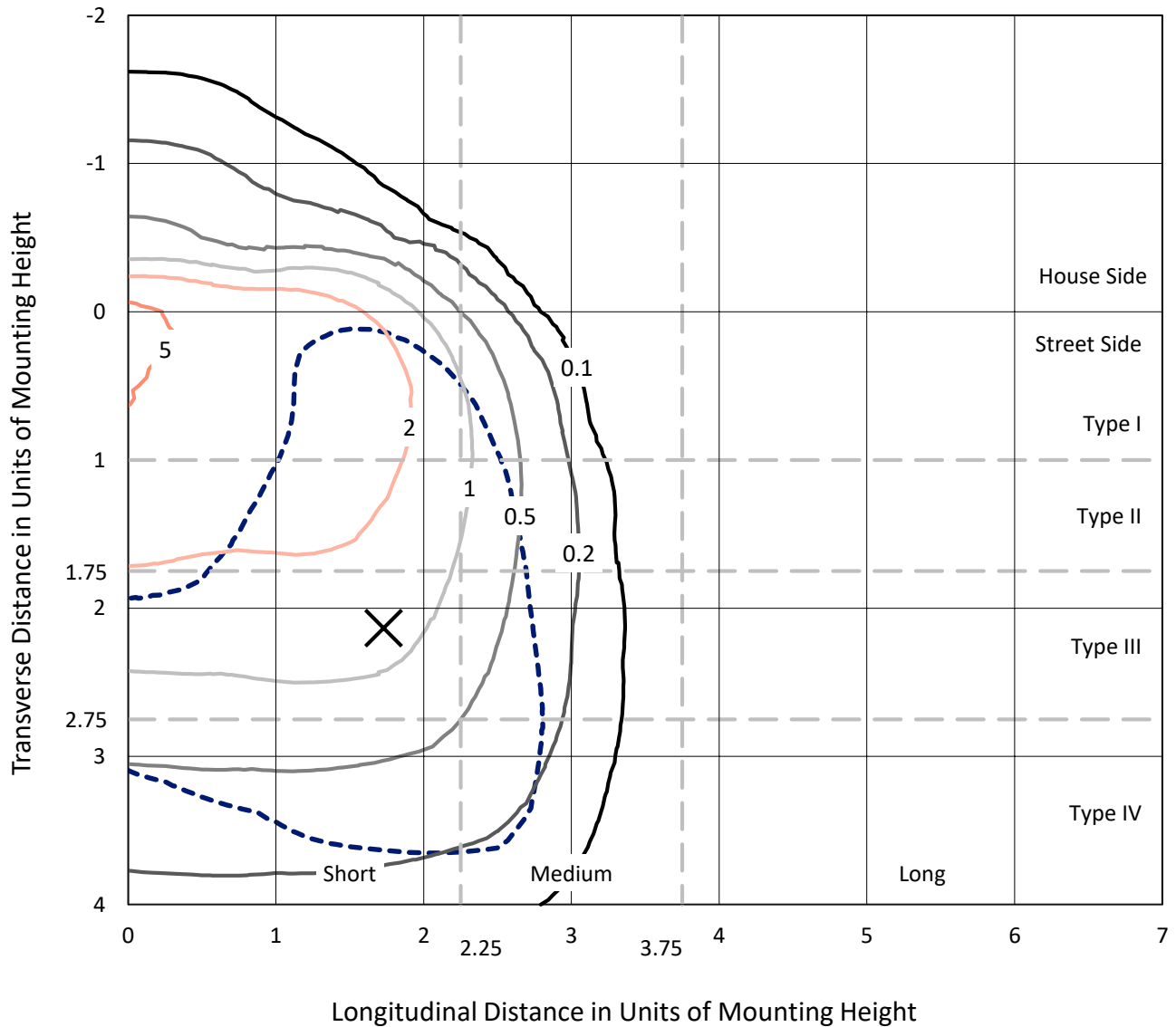
Input Watts (W): 34  
Input Voltage (V): NR  
Input Current (Ain): NR  
Voltage Rise (V): NR  
Power Factor: NR  
Total Harmonic Distortion (THDi): NR  
Frequency (hertz): 60  
Stabilization Time: NR  
Operation Time: NR  
Ambient Temperature (°C): NR  
Test Distance: 25 FT



REPORT NUMBER: P192029  
 CATALOG NUMBER: GLEON-AF-01-LED-E1-SL4-7050-600

### Iso-Footcandle Lines of Horizontal Illumination

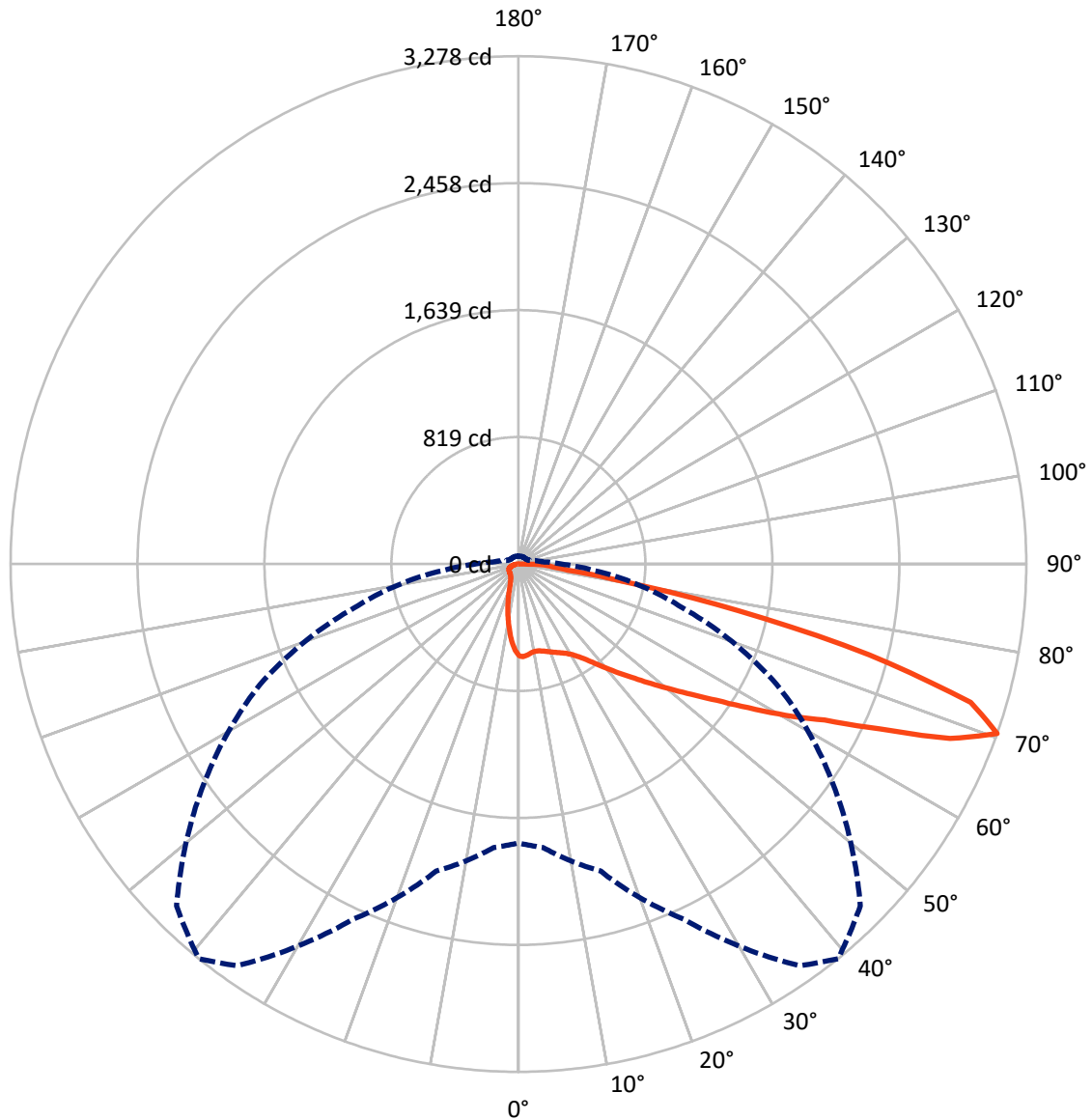
✕ Max cd  
 - - - 1/2 Max cd



Based on 10 foot mounting height. Maximum calculated value = 5.9 fc  
 Type IV - Short - Semi-Cutoff

REPORT NUMBER: P192029  
CATALOG NUMBER: GLEON-AF-01-LED-E1-SL4-7050-600

### Luminous Intensity Polar Plot



— Vertical Plane Through 39-Deg Lateral    - - - Horizontal Cone Through 70-Deg Vertical

REPORT NUMBER: P192029

CATALOG NUMBER: GLEON-AF-01-LED-E1-SL4-7050-600

**FLUX DISTRIBUTION:**

		Downward	Upward	Total
<b>House Side</b>	Lumens	443.8	0.0	443.8
	% Fixture	11.4	0.0	11.4
<b>Street Side</b>	Lumens	3458.2	0.0	3458.2
	% Fixture	88.6	0.0	88.6
<b>Total</b>	Lumens	3902.0	0.0	3902.0
	% Fixture	100.0	0.0	100.0

**Coefficient of Utilization**

**ZONAL LUMENS:**

Zone	Lumens	% Fixture
0°-10°	50.8	1.3
10°-20°	127.1	3.3
20°-30°	197.9	5.1
30°-40°	308.2	7.9
40°-50°	517.5	13.3
50°-60°	822.0	21.1
60°-70°	1096.5	28.1
70°-80°	662.2	17.0
80°-90°	119.8	3.1
90°-100°	0.0	0.0
100°-110°	0.0	0.0
110°-120°	0.0	0.0
120°-130°	0.0	0.0
130°-140°	0.0	0.0
140°-150°	0.0	0.0
150°-160°	0.0	0.0
160°-170°	0.0	0.0
170°-180°	0.0	0.0
0°-90°	3902.0	100.0
0°-180°	3902.0	100.0



REPORT NUMBER: P192029

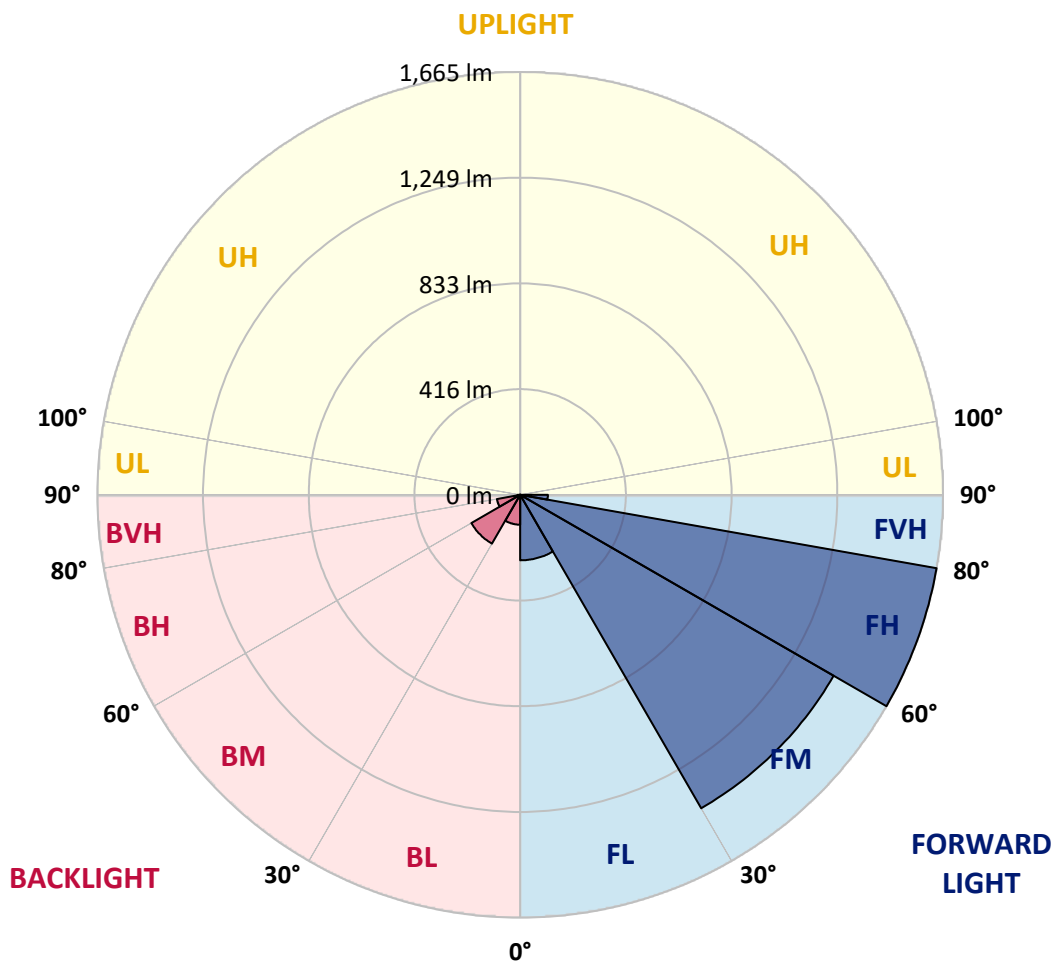
CATALOG NUMBER: GLEON-AF-01-LED-E1-SL4-7050-600

**LUMINAIRE CLASSIFICATION SYSTEM LUMEN TABLE AND BUG RATING:**

Zone		Lumens	% Fixture	Zone Rating/Lumen Limit		
				B	U	G
FL	(0°-30°)	258.0	6.6			
FM	(30°-60°)	1425.6	36.5			
FH	(60°-80°)	1665.5	42.7			G1/1800
FVH	(80°-90°)	109.0	2.8			G2/225
BL	(0°-30°)	117.7	3.0	B1/500		
BM	(30°-60°)	222.1	5.7	B1/1000		
BH	(60°-80°)	93.2	2.4	B0/110		G0/110
BVH	(80°-90°)	10.8	0.3			G1/100
UL	(90°-100°)	0.0	0.0		U0/0	
UH	(100°-180°)	0.0	0.0		U0/0	

**BUG Rating: B1-U0-G2**

Type IV Short





REPORT NUMBER: P192029

CATALOG NUMBER: GLEON-AF-01-LED-E1-SL4-7050-600

**CANDELA DISTRIBUTION (FULL):**

	0°	5°	15°	25°	35°	39°	45°	55°	65°	75°	85°
0°	592.4	592.4	592.4	592.4	592.4	592.4	592.4	592.4	592.4	592.4	592.4
2.5°	603.9	603.7	602.1	600.9	599.9	599.5	600.3	597.3	594.8	591.6	588.2
5°	599.3	599.1	596.6	594.2	591.8	591.0	590.8	585.4	582.3	577.5	571.2
7.5°	594.4	593.4	590.0	586.0	581.9	579.9	577.9	571.0	567.4	562.6	555.3
10°	589.2	588.0	584.8	580.9	576.9	573.9	570.6	563.8	560.0	556.5	547.9
12.5°	583.9	582.9	582.1	580.3	577.5	574.9	572.3	566.6	562.6	558.5	548.5
15°	583.1	582.7	584.4	585.6	584.1	582.5	579.7	574.7	570.6	566.4	553.5
17.5°	589.4	589.2	593.8	596.9	596.2	593.4	589.6	584.1	580.7	577.1	561.0
20°	603.3	604.3	609.8	614.0	610.0	606.1	599.9	592.2	590.4	588.8	568.8
22.5°	629.5	630.5	634.4	636.0	625.7	620.0	611.4	601.5	600.3	601.5	578.1
25°	670.4	669.4	668.8	662.8	644.0	635.0	624.1	613.8	614.4	619.8	591.2
27.5°	724.5	719.2	710.8	693.0	663.0	653.1	639.8	630.3	634.0	644.4	610.8
30°	780.7	774.7	755.5	726.3	688.0	677.1	662.2	651.5	661.4	677.7	637.0
32.5°	832.6	831.8	803.7	766.2	722.5	713.0	698.1	686.0	702.1	726.9	676.3
35°	889.4	891.2	857.4	812.4	769.1	759.2	748.5	739.4	760.8	794.9	733.2
37.5°	950.1	953.6	913.8	863.0	822.3	818.1	811.8	807.8	841.0	888.2	812.8
40°	1031.2	1027.6	972.3	920.1	887.6	887.4	885.4	890.2	945.3	1010.0	915.0
42.5°	1118.1	1107.6	1034.4	981.4	959.2	965.9	969.9	989.4	1070.9	1158.0	1039.5
45°	1211.7	1188.1	1098.9	1046.3	1038.8	1053.0	1066.5	1108.8	1218.7	1326.4	1176.0
47.5°	1286.5	1263.7	1165.5	1114.3	1130.8	1152.4	1178.4	1245.3	1384.1	1500.4	1310.7
50°	1345.5	1330.6	1232.8	1193.7	1232.2	1265.5	1308.0	1399.8	1556.3	1669.8	1435.5
52.5°	1402.6	1391.5	1300.6	1275.0	1351.2	1397.2	1455.0	1565.7	1732.9	1836.5	1540.5
55°	1454.2	1446.2	1373.6	1376.4	1491.3	1551.2	1623.8	1754.5	1925.3	1985.1	1629.4
57.5°	1512.3	1502.2	1457.0	1503.6	1671.2	1749.0	1843.4	1966.8	2105.9	2117.2	1697.0
60°	1570.8	1562.1	1549.4	1650.4	1899.8	1981.5	2071.0	2172.5	2289.0	2219.8	1693.0
62.5°	1621.6	1622.6	1645.0	1804.5	2123.5	2218.2	2327.3	2427.7	2454.6	2237.6	1567.9
65°	1707.7	1723.4	1790.2	2022.8	2438.6	2565.1	2699.1	2683.0	2500.5	2070.8	1299.4
67.5°	1810.1	1837.7	1973.2	2313.6	2836.7	3004.8	3056.6	2740.7	2317.0	1683.3	926.3
70°	1799.8	1837.7	2052.1	2530.4	3164.9	3277.6	3120.4	2480.4	1839.8	1099.7	492.0
72.5°	1598.2	1652.4	1891.2	2431.0	3061.5	3051.6	2709.0	1849.2	1093.1	441.6	192.2
75°	1218.1	1272.9	1478.4	1920.6	2419.7	2336.4	1922.2	1021.5	414.8	175.4	121.2
77.5°	700.7	743.2	901.9	1177.8	1535.1	1449.6	1069.9	454.3	202.0	122.2	94.6
80°	391.2	414.8	511.2	597.5	752.3	689.6	478.7	282.3	150.8	88.7	73.0
82.5°	309.3	330.3	413.4	376.9	343.6	317.0	275.0	251.4	120.4	55.9	43.6
85°	270.2	290.2	350.0	296.8	234.7	215.3	223.4	247.4	93.6	33.7	37.3
87.5°	250.4	277.1	311.9	228.7	182.7	161.9	206.1	271.2	30.2	21.0	15.1
90°	0.0	0.0	0.0	0.0	0.0	0.0	0.0	0.0	0.0	0.0	0.0



REPORT NUMBER: P192029

CATALOG NUMBER: GLEON-AF-01-LED-E1-SL4-7050-600

**CANDELA DISTRIBUTION (continued):**

	90°	95°	105°	115°	125°	135°	145°	155°	165°	175°	180°
0°	592.4	592.4	592.4	592.4	592.4	592.4	592.4	592.4	592.4	592.4	592.4
2.5°	585.2	582.1	576.9	572.3	565.2	561.4	557.3	554.3	551.9	549.9	553.1
5°	567.2	561.2	550.3	538.6	524.7	513.8	504.7	496.2	490.2	486.2	489.0
7.5°	550.1	540.4	523.3	502.1	478.3	458.1	441.4	426.7	416.6	410.1	412.6
10°	540.4	528.3	501.9	468.6	433.5	401.9	375.7	353.1	337.5	328.5	329.9
12.5°	538.0	522.4	485.9	440.0	392.0	348.2	311.3	279.9	257.9	246.4	246.8
15°	539.8	519.8	470.8	412.6	351.9	296.6	250.6	212.5	186.9	173.8	173.6
17.5°	542.8	517.8	454.9	383.1	311.3	247.0	195.6	158.3	135.7	125.2	124.4
20°	546.0	514.6	437.0	351.1	269.0	201.0	153.2	124.0	109.7	104.0	103.6
22.5°	550.5	511.8	418.6	317.4	227.6	163.7	126.0	106.3	98.8	95.8	95.4
25°	557.9	510.5	399.0	282.3	190.3	136.9	109.7	97.6	93.2	91.3	91.1
27.5°	570.2	512.4	380.5	248.2	159.9	118.8	100.6	93.2	90.1	88.3	88.1
30°	586.0	518.6	361.1	215.8	136.3	106.5	95.0	90.3	87.7	85.9	85.9
32.5°	612.4	528.9	340.6	187.9	119.4	98.0	90.9	87.7	85.5	84.1	83.9
35°	651.3	548.3	321.6	164.7	107.3	91.9	87.3	84.9	83.3	82.5	82.5
37.5°	707.8	579.1	304.7	148.0	100.0	87.7	83.9	82.1	81.1	81.1	81.1
40°	783.8	621.5	291.0	136.9	95.8	84.7	81.3	80.0	79.4	79.6	79.6
42.5°	877.7	676.7	281.9	129.2	93.8	82.9	79.6	78.4	77.8	77.6	77.8
45°	984.6	739.4	280.9	123.4	91.9	81.7	78.4	77.2	76.0	75.2	75.2
47.5°	1088.6	803.1	289.1	121.4	89.7	80.3	77.4	76.2	74.4	72.6	72.6
50°	1180.4	857.2	300.0	122.2	88.9	78.4	75.8	75.2	72.4	70.4	70.2
52.5°	1253.4	898.9	308.9	124.6	89.7	77.0	73.8	74.0	71.0	68.8	68.6
55°	1311.9	926.3	306.5	127.0	91.5	76.2	72.0	72.4	70.0	67.8	67.8
57.5°	1337.5	916.2	280.1	125.0	92.8	76.4	70.6	72.2	70.2	68.2	68.2
60°	1282.6	826.3	230.7	116.3	91.1	75.8	70.0	73.0	72.8	70.8	70.6
62.5°	1116.3	665.4	178.9	103.4	84.9	72.8	68.4	72.8	75.0	74.4	74.2
65°	860.4	473.9	136.7	89.5	76.6	67.8	64.3	68.2	71.2	72.0	71.8
67.5°	558.5	290.4	105.3	76.4	67.3	62.1	58.9	60.7	61.3	61.3	60.9
70°	274.6	156.3	83.9	64.3	57.7	55.9	54.2	53.2	52.2	51.4	51.4
72.5°	135.5	102.2	69.0	54.4	49.8	49.0	48.6	47.4	46.6	45.6	45.2
75°	100.2	83.1	58.7	45.8	42.9	42.1	42.9	41.9	41.7	40.9	40.5
77.5°	82.3	70.8	50.6	39.3	36.7	35.3	36.5	36.7	36.9	35.7	35.3
80°	66.9	59.9	42.3	32.5	30.2	29.2	30.0	31.5	31.9	30.2	29.4
82.5°	48.2	49.0	34.1	25.4	23.4	22.6	24.2	26.2	26.6	24.0	23.4
85°	40.5	40.9	26.2	18.1	16.1	14.9	17.5	19.4	20.8	18.3	17.7
87.5°	16.9	24.0	15.1	10.1	8.9	7.7	9.3	10.3	12.5	11.5	11.3
90°	0.0	0.0	0.0	0.0	0.0	0.0	0.0	0.0	0.0	0.0	0.0

(END OF REPORT)